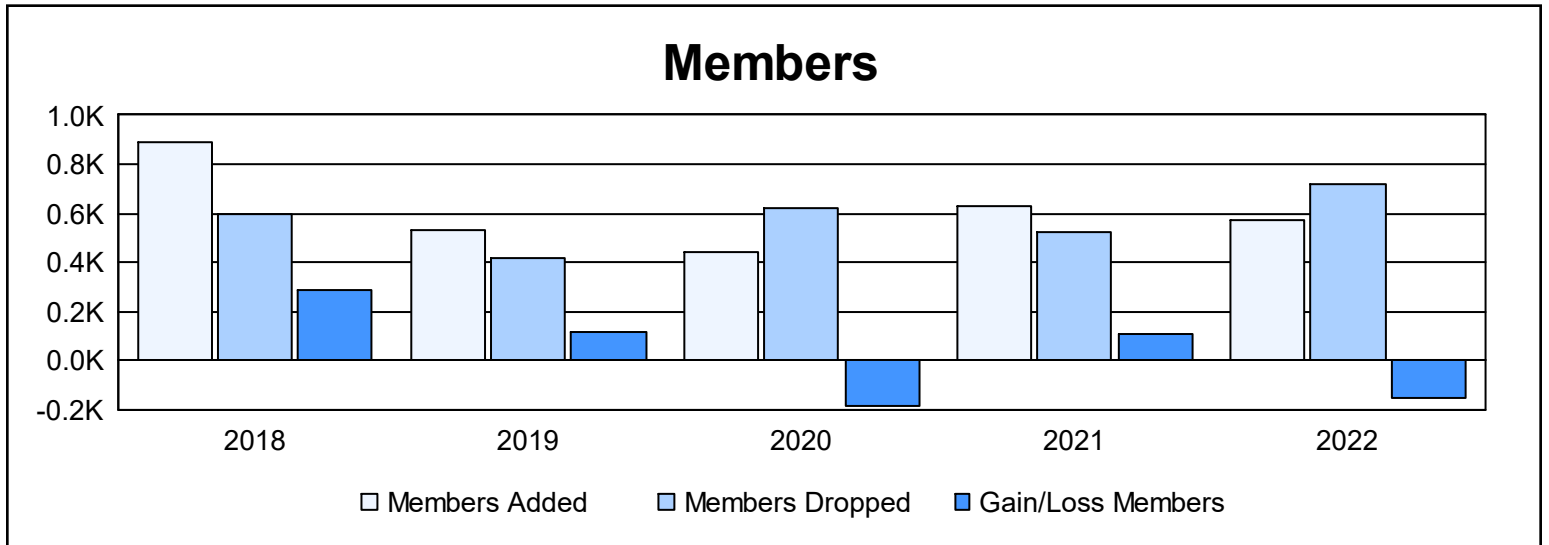
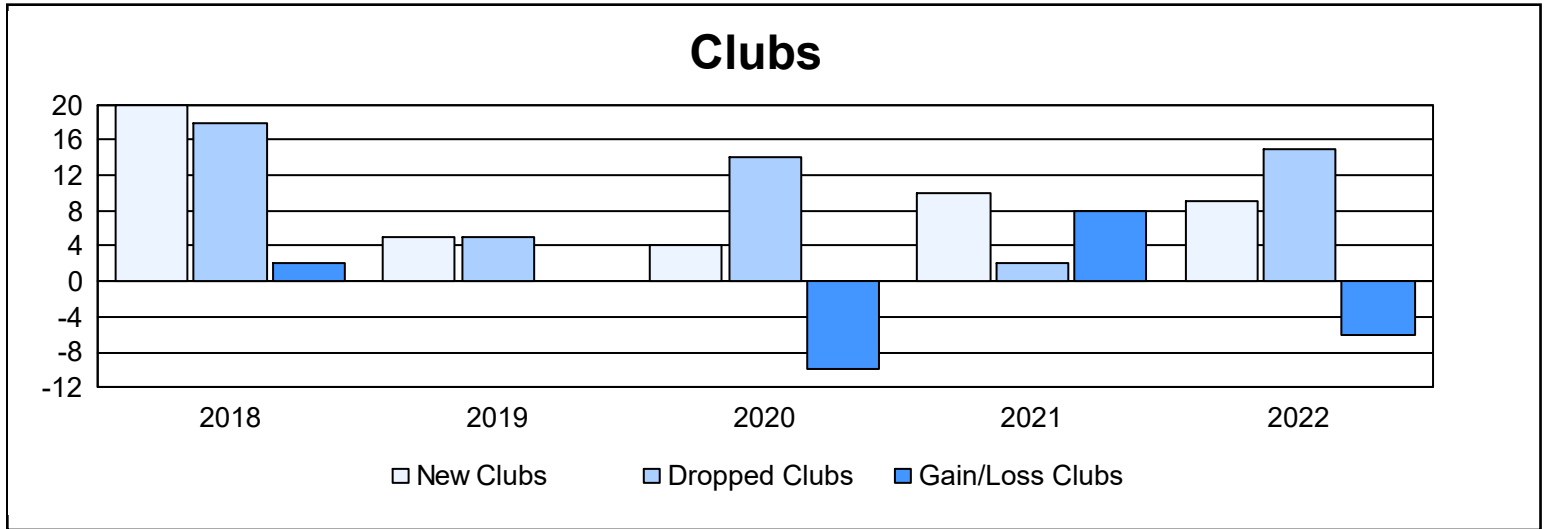
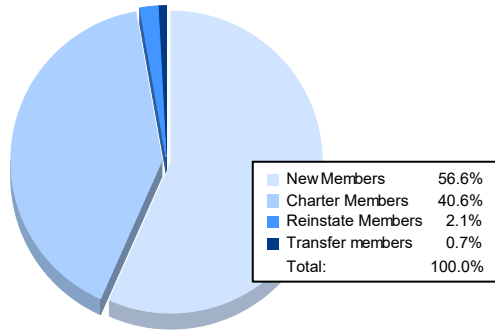


Year	New Clubs	Dropped Clubs	Gain/ Loss Clubs	New Members	Charter Members	Reinstate Members	Transfer Members	Total Member Added	Total Members Dropped	Gain/ Loss Members
2017-2018	20	18	2	366	450	24	49	889	600	289
2018-2019	5	5	0	410	112	7	0	529	414	115
2019-2020	4	14	-10	293	104	40	3	440	624	-184
2020-2021	10	2	8	279	309	33	9	630	521	109
2021-2022	9	15	-6	323	232	12	4	571	720	-149
<b>Average</b>	<b>10</b>	<b>11</b>	<b>-1</b>	<b>334</b>	<b>241</b>	<b>23</b>	<b>13</b>	<b>612</b>	<b>576</b>	<b>36</b>



### Membership Composition June 2022 Cumulative



### Gender Composition June 2022 Cumulative

